

# Investor Bulletin

May 2026



# TAV TRAFFIC FIGURES (PASSENGERS)

	May		Change	January - May		Change
	2025	2026	2026/ 2025	2025	2026	2026/ 2025
<b>Antalya</b>	<b>3.910.596</b>	<b>3.712.219</b>	<b>-5%</b>	<b>9.492.981</b>	<b>9.169.801</b>	<b>-3%</b>
International	3.331.047	3.057.275	-8%	7.029.905	6.443.401	-8%
Domestic	579.549	654.944	13%	2.463.076	2.726.400	11%
<b>Izmir</b>	<b>1.047.527</b>	<b>1.188.664</b>	<b>13%</b>	<b>4.358.640</b>	<b>4.811.757</b>	<b>10%</b>
International	440.596	447.574	2%	1.503.939	1.534.277	2%
Domestic	606.931	741.090	22%	2.854.701	3.277.480	15%
<b>Ankara</b>	<b>1.125.391</b>	<b>1.174.449</b>	<b>4%</b>	<b>5.227.124</b>	<b>5.668.808</b>	<b>8%</b>
International	265.662	265.118	0%	1.234.921	1.387.440	12%
Domestic	859.729	909.331	6%	3.992.203	4.281.368	7%
<b>Milas-Bodrum</b>	<b>402.775</b>	<b>414.786</b>	<b>3%</b>	<b>908.297</b>	<b>940.330</b>	<b>4%</b>
International	194.377	185.425	-5%	265.278	252.976	-5%
Domestic	208.398	229.361	10%	643.019	687.354	7%
<b>Gazipasa</b>	<b>90.858</b>	<b>82.301</b>	<b>-9%</b>	<b>272.406</b>	<b>239.578</b>	<b>-12%</b>
International	56.466	45.715	-19%	118.429	97.861	-17%
Domestic	34.392	36.586	6%	153.977	141.717	-8%
<b>Almaty</b>	<b>990.480</b>	<b>1.017.925</b>	<b>3%</b>	<b>4.546.166</b>	<b>4.598.994</b>	<b>1%</b>
International	444.941	492.603	11%	2.020.790	2.215.837	10%
Domestic	545.539	525.322	-4%	2.525.376	2.383.157	-6%
<b>Georgia</b>	<b>544.508</b>	<b>508.686</b>	<b>-7%</b>	<b>2.219.485</b>	<b>2.125.872</b>	<b>-4%</b>
<b>Madinah</b>	<b>1.045.694</b>	<b>819.603</b>	<b>-22%</b>	<b>5.240.351</b>	<b>4.926.997</b>	<b>-6%</b>
International	830.354	633.046	-24%	4.051.240	3.732.344	-8%
Domestic	215.340	186.557	-13%	1.189.111	1.194.653	0%
<b>Tunisia</b>	<b>272.187</b>	<b>282.656</b>	<b>4%</b>	<b>781.519</b>	<b>829.212</b>	<b>6%</b>
<b>N. Macedonia</b>	<b>296.679</b>	<b>378.104</b>	<b>27%</b>	<b>1.205.166</b>	<b>1.580.932</b>	<b>31%</b>
<b>Zagreb</b>	<b>437.568</b>	<b>448.290</b>	<b>2%</b>	<b>1.714.209</b>	<b>1.780.984</b>	<b>4%</b>
<b>TAV TOTAL</b>	<b>10.164.263</b>	<b>10.027.683</b>	<b>-1%</b>	<b>35.966.344</b>	<b>36.673.265</b>	<b>2%</b>
International	7.074.217	6.701.396	-5%	21.975.791	21.795.472	-1%
Domestic	3.090.046	3.326.287	8%	13.990.553	14.877.793	6%

DHMI figures for 2026 are tentative.

Both departing and arriving passengers, including transfer pax, commercial flights only

- ◆ Total number of passengers served in 2026 is 2% above 2025 while international passengers served in 2026 is -1%.
- ◆ Geopolitical developments and rising jet fuel prices are impacting air travel.
- ◆ Ankara 2026 int. traffic is 12% above 2025. Ajet has based two new aircraft in Ankara in 3Q25.
- ◆ Georgia is affected by Middle Eastern traffic starting from March.
- ◆ Almaty 2026 int. traffic is 10% above 2025. Dom. traffic affected by Pratt Whitney engine issues; strong China, Thailand and Vietnam travel demand.
- ◆ N. Macedonia aircraft base has been upgraded from A320s (c.183 seats) to A321s (c.239 seats) by November 2025.

# TAV TRAFFIC FIGURES (AIR TRAFFIC MOVEMENTS)

	May		Change	January - May		Change
	2025	2026	2026/ 2025	2025	2026	2026/ 2025
<b>Antalya</b>	<b>22.715</b>	<b>21.592</b>	<b>-5%</b>	<b>59.414</b>	<b>57.452</b>	<b>-3%</b>
International	19.247	17.620	-8%	43.931	40.362	-8%
Domestic	3.468	3.972	15%	15.483	17.090	10%
<b>Izmir</b>	<b>6.433</b>	<b>7.068</b>	<b>10%</b>	<b>27.121</b>	<b>29.625</b>	<b>9%</b>
International	2.944	2.865	-3%	10.126	10.198	1%
Domestic	3.489	4.203	20%	16.995	19.427	14%
<b>Ankara</b>	<b>7.186</b>	<b>7.228</b>	<b>1%</b>	<b>34.212</b>	<b>35.748</b>	<b>4%</b>
International	1.883	1.673	-11%	8.621	9.184	7%
Domestic	5.303	5.555	5%	25.591	26.564	4%
<b>Milas-Bodrum</b>	<b>2.547</b>	<b>2.569</b>	<b>1%</b>	<b>5.825</b>	<b>5.978</b>	<b>3%</b>
International	1.276	1.213	-5%	1.761	1.756	0%
Domestic	1.271	1.356	7%	4.064	4.222	4%
<b>Gazipasa</b>	<b>573</b>	<b>533</b>	<b>-7%</b>	<b>1.894</b>	<b>1.662</b>	<b>-12%</b>
International	347	290	-16%	784	651	-17%
Domestic	226	243	8%	1.110	1.011	-9%
<b>Almaty</b>	<b>7.815</b>	<b>8.534</b>	<b>9%</b>	<b>36.468</b>	<b>38.059</b>	<b>4%</b>
International	4.066	4.782	18%	18.996	20.621	9%
Domestic	3.749	3.752	0%	17.472	17.438	0%
<b>Georgia</b>	<b>5.362</b>	<b>5.308</b>	<b>-1%</b>	<b>22.110</b>	<b>22.368</b>	<b>1%</b>
<b>Madinah</b>	<b>8.141</b>	<b>6.753</b>	<b>-17%</b>	<b>34.338</b>	<b>34.036</b>	<b>-1%</b>
International	<b>6.031</b>	<b>4.782</b>	<b>-21%</b>	24.565	23.514	-4%
Domestic	<b>2.110</b>	<b>1.971</b>	<b>-7%</b>	9.773	10.522	8%
<b>Tunisia</b>	<b>1.861</b>	<b>1.863</b>	<b>0%</b>	<b>5.430</b>	<b>5.641</b>	<b>4%</b>
<b>N. Macedonia</b>	<b>2.340</b>	<b>2.472</b>	<b>6%</b>	<b>9.675</b>	<b>10.595</b>	<b>10%</b>
<b>Zagreb</b>	<b>4.600</b>	<b>4.556</b>	<b>-1%</b>	<b>20.040</b>	<b>19.627</b>	<b>-2%</b>
<b>TAV TOTAL</b>	<b>69.573</b>	<b>68.476</b>	<b>-2%</b>	<b>256.527</b>	<b>260.791</b>	<b>2%</b>
International	49.225	46.811	-5%	163.102	161.763	-1%
Domestic	20.348	21.665	6%	93.425	99.028	6%

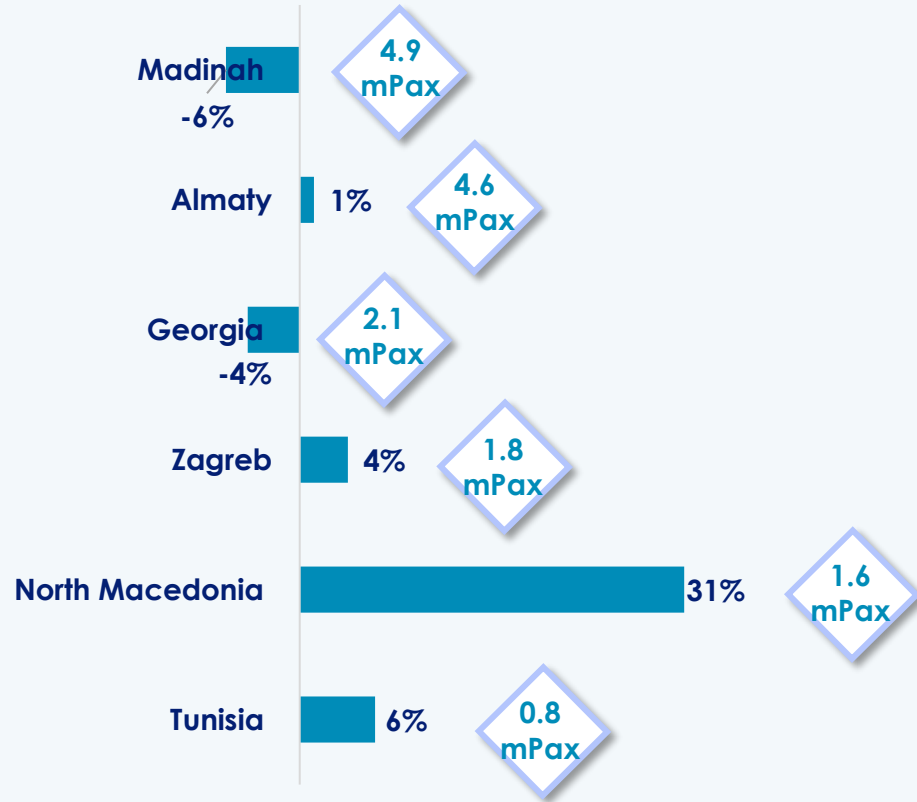
DHMI figures for 2026 are tentative.

Both departing and arriving passengers, including transfer pax, commercial flights only

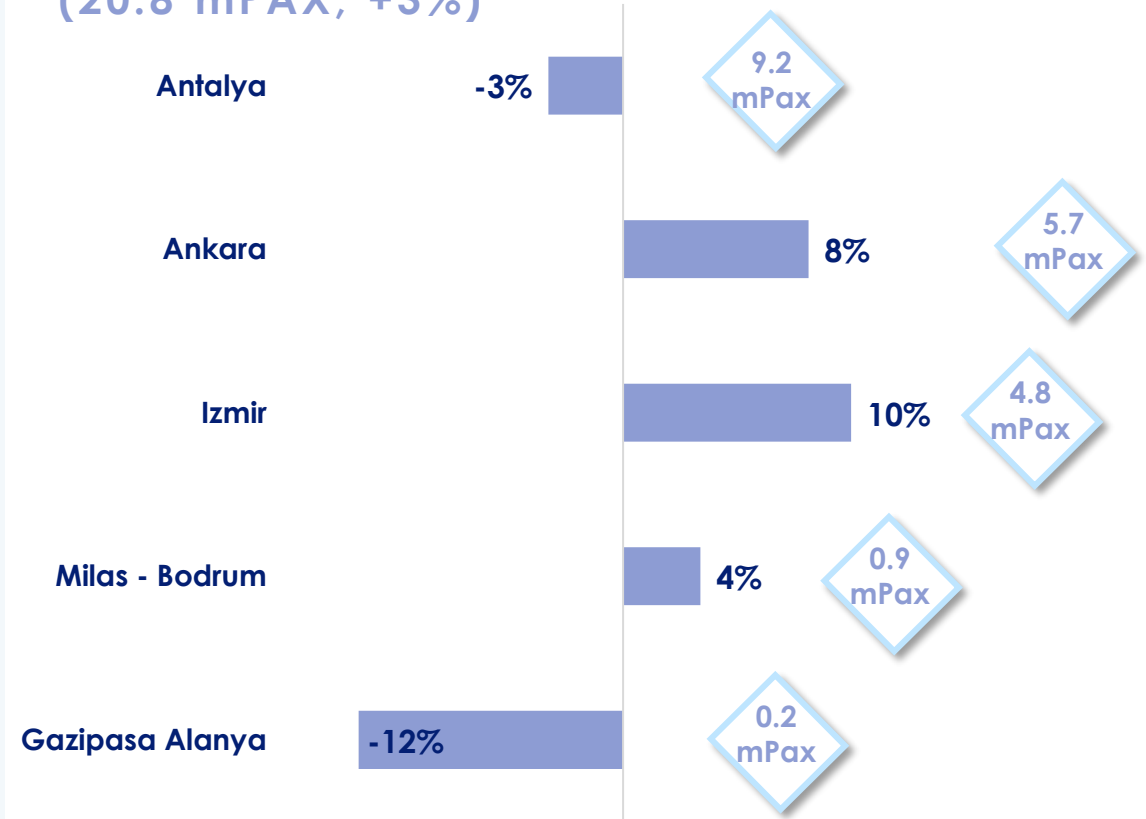
# TAV TRAFFIC FIGURES (Jan – May 2026)

vs. Jan – May 2025

## NON-TURKISH AIRPORTS (15.8 mPAX, +1%)



## TURKISH AIRPORTS (20.8 mPAX, +3%)

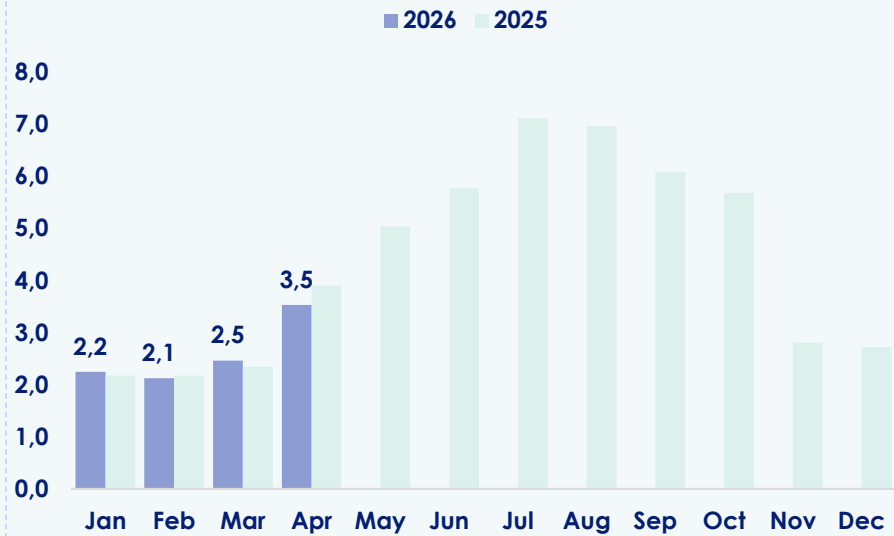


**TAV TOTAL TRAFFIC**

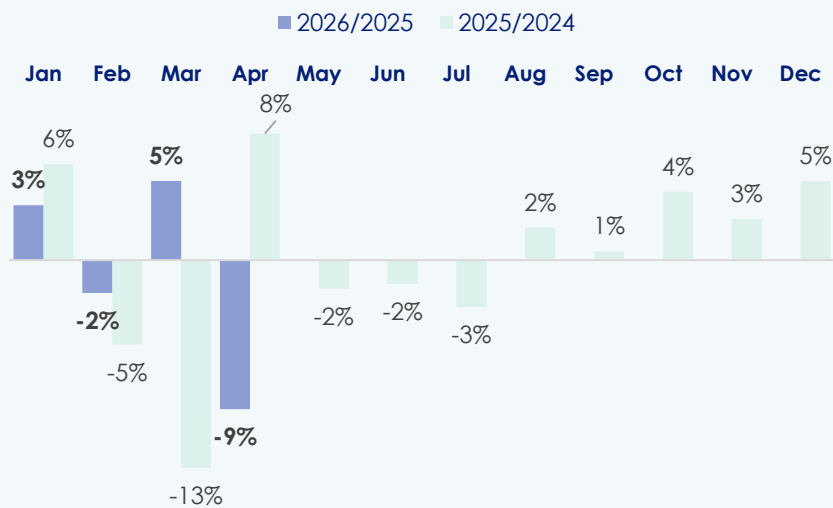
**36.7 mPax / +2%**

# SECTORAL DEVELOPMENTS

Number of Foreign Visitors to Türkiye (mn)



Change in Foreign Visitors in Türkiye



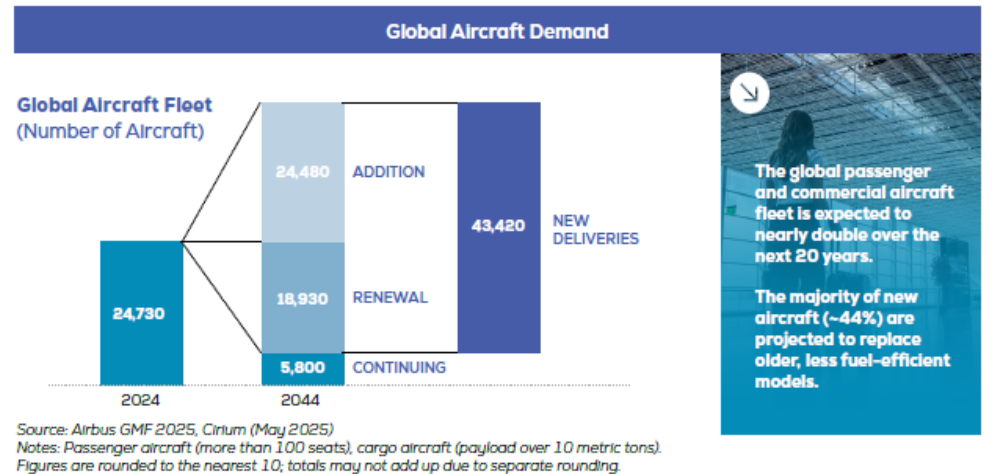
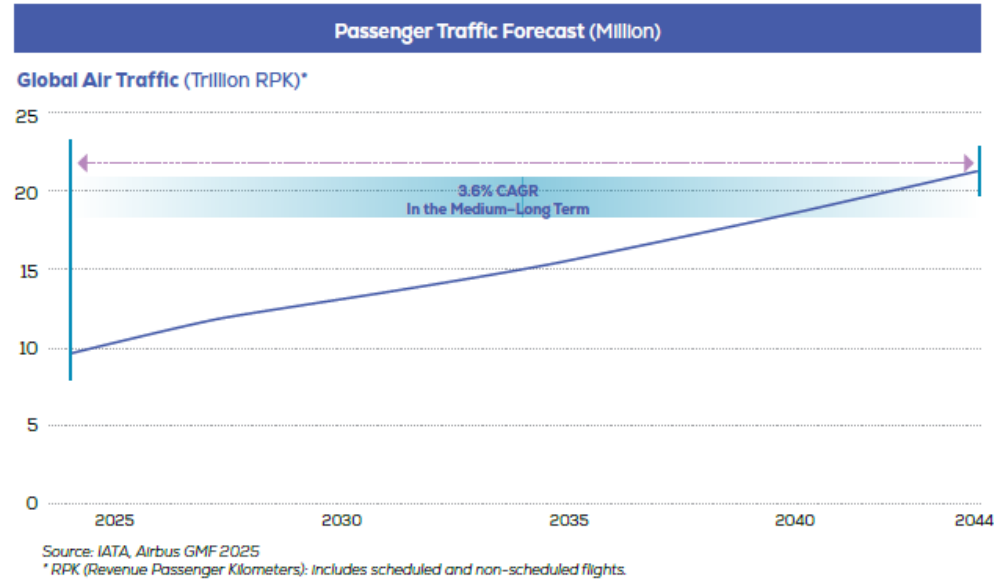
FOREIGN VISITORS BY NATIONALITY IN JANUARY-APRIL (TOP 5 COUNTRIES)

Countries	2026*	Share in 2026 (%)	2025	Share in 2025 (%)	2024	Share in 2024 (%)
Germany	1 148 903	11,08	1 143 107	10,79	1 122 930	10,54
Russia Fed.	1 038 156	10,01	977 152	9,23	1 078 294	10,12
Bulgaria	769 337	7,42	749 015	7,07	858 098	8,05
Iran	672 055	6,48	946 472	8,94	946 437	8,88
United Kingdom	631 610	6,09	677 812	6,40	658 999	6,19
Others	6 109 701	58,92	6 096 451	57,57	5 989 336	56,22
<b>TOTAL</b>	<b>10 369 762</b>	<b>100,00</b>	<b>10 590 009</b>	<b>100,00</b>	<b>10 654 094</b>	<b>100,00</b>

Source: Minister of Culture and Tourism  
\* 2026 figures are tentative

# OPERATING ENVIRONMENT

Global air traffic is projected to **grow by 3.6%** in the medium to long term.



# Contact IR

## IR TEAM

### Besim MERİC

Head of Investor Relations

[besim.meric@tav.aero](mailto:besim.meric@tav.aero)

Tel :+90 212 463 3000 / 10546

**IR Website** <http://ir.tav.aero>

**e-mail** [ir@tav.aero](mailto:ir@tav.aero)

**Phone** +90-212-463 3000 (10545-10546)

**X** [x.com/irTAV](https://x.com/irTAV)

**Address** TAV Airports Holding Co.  
Vadistanbul Bulvar, Ayazaga Mahallesi Cendere Caddesi  
No:109L 2C Blok 34485 Sariyer/Istanbul

## About TAV Airports

	<b>Türkiye</b>	<ul style="list-style-type: none"><li>• Ankara Esenboga</li><li>• İzmir Adnan Menderes</li><li>• Gazipasa Alanya</li><li>• Milas Bodrum</li><li>• Antalya</li></ul>
	<b>Kazakhstan</b>	Almaty
	<b>Georgia</b>	Tbilisi and Batumi
	<b>Tunisia</b>	Monastir and Enfidha
	<b>North Macedonia</b>	Skopje and Ohrid
	<b>Saudi Arabia</b>	Madinah
	<b>Latvia</b>	Riga (only commercial areas)
	<b>Croatia</b>	Zagreb

In addition to airport operations, TAV Airports provides auxiliary airport services including duty free, food and beverage, ground handling, IT, security and lounge services. The company provided services for 113 million passengers in 2025. The Company's shares are listed in Borsa Istanbul since February 23, 2007, under the ticker code "TAVHL".